





District Health Assessment for Multiple District 354 through August 2025

|  | | Clubs | | | | | | | Membership | | | | | | | Member Strength | | Cancellation | | Reports | | | Finance | Leadership | | | |
|----------------------------------------------------------------------------------|-----------------------------------------------|--------------|---------------------|-------------|--------------------------------------------|-----------|-----------------|------------------------|---------------------------------|-------------------------------------|-----------------------------|---------|----------|------------------------------------------------|-------------------------------------------------|----------------------------|-------------------------------|--------------------------------------|----------------------------|-------------------------------------|------------------------------|----------------------|----------------------------------|----------------------------------|--------------------------------|----------------------------------|--------------------------------|
| District Name | Status/ Number of Months in Status * | Active Clubs | Clubs in Status Quo | Total Clubs | % Status Quo Clubs in Financial Suspension | New Clubs | Cancelled Clubs | YTD Net Club Gain/Loss | Current Members In Active Clubs | Current Members In Status Quo Clubs | Current Total Members Count | YTD Add | YTD Drop | YTD NetGrowth (includes Active and Status Quo) | YTD NetGrowth% (includes Active and Status Quo) | Member Count 12 Months Ago | Average Member Count Per Club | % of Clubs with less than 20 members | Average Cancelled Club Age | Members Lost Due to Cancelled Clubs | % of Clubs Reporting Service | % No MMR in 3 Months | % No Officer Report in 12 months | % of Clubs with balance 90+ days | Number of Zone Chairs Recorded | Number of Region Chairs Recorded | District Officers Vacancies ** |
| 354 A | | 75 | 0 | 75 | 0% | 0 | 0 | 0 | 1976 | 0 | 1976 | 69 | 43 | 26 | 1.33% | 1,886 | 26 | 33% | 0 | 0 | 24% | 24% | 5% | 17% | 19 | 8 | GLT,GST |
| 354 B | | 154 | 0 | 154 | 0% | 1 | 1 | 0 | 5298 | 0 | 5298 | 222 | 162 | 60 | 1.15% | 5,589 | 34 | 16% | 17 | 12 | 0% | 10% | 5% | 1% | 27 | 13 | |
| 354 C | | 81 | 1 | 82 | 100% | 0 | 0 | 0 | 1618 | 6 | 1624 | 43 | 53 | -10 | -0.61% | 1,643 | 20 | 51% | 0 | 0 | 0% | 44% | 17% | 20% | 6 | 4 | GLT,GMT,GST |
| 354 D | | 199 | 0 | 199 | 0% | 0 | 0 | 0 | 5541 | 0 | 5541 | 223 | 1230 | -1007 | -15.38% | 6,077 | 28 | 34% | 0 | 0 | 0% | 18% | 10% | 3% | 0 | 0 | GLT,GST |
| 354 E | | 101 | 0 | 101 | 0% | 0 | 0 | 0 | 3165 | 0 | 3165 | 117 | 97 | 20 | 0.64% | 3,276 | 31 | 17% | 0 | 0 | 0% | 25% | 62% | 0% | 0 | 1 | GLT,GST |
| 354 F | | 76 | 0 | 76 | 0% | 1 | 0 | 1 | 1936 | 0 | 1936 | 103 | 87 | 16 | 0.83% | 1,866 | 25 | 36% | 0 | 0 | 0% | 16% | 76% | 5% | 0 | 0 | GLT,GST |
| 354 G | | 54 | 0 | 54 | 0% | 0 | 0 | 0 | 2594 | 0 | 2594 | 65 | 57 | 8 | 0.31% | 2,621 | 48 | 7% | 0 | 0 | 0% | 2% | 0% | 0% | 0 | 0 | GLT,GST |
| 354 H | | 57 | 0 | 57 | 0% | 0 | 0 | 0 | 1694 | 0 | 1694 | 64 | 78 | -14 | -0.82% | 1,636 | 30 | 14% | 0 | 0 | 65% | 5% | 0% | 0% | 0 | 0 | 2nd VDG,GLT,GST |
| | | 797 | 1 | 798 | 100% | 2 | 1 | 1 | 23822 | 6 | 23828 | 906 | 1807 | -901 | -3.64% | 24,594 | 30 | 27% | 17 | 12 | 7% | 18% | 21% | 5% | 52 | 26 | |




District Health Assessment for Multiple District 355 through August 2025

|  | | Clubs | | | | | | | Membership | | | | | | | Member Strength | | Cancellation | | Reports | | | Finance | Leadership | | | |
|----------------------------------------------------------------------------------|-----------------------------------------------|--------------|---------------------|-------------|--------------------------------------------|-----------|-----------------|------------------------|---------------------------------|-------------------------------------|-----------------------------|---------|----------|------------------------------------------------|-------------------------------------------------|----------------------------|-------------------------------|--------------------------------------|----------------------------|-------------------------------------|------------------------------|----------------------|----------------------------------|----------------------------------|--------------------------------|----------------------------------|--------------------------------|
| District Name | Status/ Number of Months in Status * | Active Clubs | Clubs in Status Quo | Total Clubs | % Status Quo Clubs in Financial Suspension | New Clubs | Cancelled Clubs | YTD Net Club Gain/Loss | Current Members In Active Clubs | Current Members In Status Quo Clubs | Current Total Members Count | YTD Add | YTD Drop | YTD NetGrowth (includes Active and Status Quo) | YTD NetGrowth% (includes Active and Status Quo) | Member Count 12 Months Ago | Average Member Count Per Club | % of Clubs with less than 20 members | Average Cancelled Club Age | Members Lost Due to Cancelled Clubs | % of Clubs Reporting Service | % No MMR in 3 Months | % No Officer Report in 12 months | % of Clubs with balance 90+ days | Number of Zone Chairs Recorded | Number of Region Chairs Recorded | District Officers Vacancies ** |
| 355 A | | 164 | 0 | 164 | 0% | 2 | 0 | 2 | 6076 | 0 | 6076 | 296 | 93 | 203 | 3.46% | 6,551 | 37 | 17% | 0 | 0 | 0% | 9% | 98% | 0% | 0 | 0 | GLT,GST |
| 355 B1 | | 84 | 0 | 84 | 0% | 0 | 0 | 0 | 3492 | 0 | 3492 | 268 | 70 | 198 | 6.01% | 3,430 | 42 | 8% | 0 | 0 | 0% | 10% | 2% | 1% | 38 | 8 | GLT,GST |
| 355 B2 | | 57 | 0 | 57 | 0% | 0 | 0 | 0 | 1816 | 0 | 1816 | 56 | 13 | 43 | 2.43% | 1,928 | 32 | 14% | 0 | 0 | 5% | 25% | 88% | 7% | 14 | 4 | 2nd VDG |
| 355 B3 | | 69 | 0 | 69 | 0% | 0 | 1 | -1 | 2997 | 0 | 2997 | 143 | 29 | 114 | 3.95% | 2,987 | 43 | 10% | 35 | 1 | 74% | 12% | 1% | 0% | 0 | 0 | |
| 355 C | | 104 | 0 | 104 | 0% | 0 | 0 | 0 | 4504 | 0 | 4504 | 177 | 194 | -17 | -0.38% | 4,696 | 43 | 8% | 0 | 0 | 74% | 3% | 1% | 0% | 19 | 9 | GLT,GST |
| 355 D | | 84 | 0 | 84 | 0% | 0 | 1 | -1 | 2612 | 0 | 2612 | 217 | 98 | 119 | 4.77% | 2,547 | 31 | 26% | 17 | 0 | 0% | 5% | 4% | 0% | 31 | 8 | GLT,GST |
| 355 E | | 58 | 0 | 58 | 0% | 0 | 0 | 0 | 1871 | 0 | 1871 | 85 | 97 | -12 | -0.64% | 2,002 | 32 | 14% | 0 | 0 | 0% | 7% | 95% | 5% | 0 | 0 | GLT,GST |
| | | 620 | 0 | 620 | 0% | 2 | 2 | 0 | 23368 | 0 | 23368 | 1242 | 594 | 648 | 2.85% | 24,141 | 38 | 14% | 26 | 1 | 21% | 9% | 44% | 1% | 102 | 29 | |



District Health Assessment for Multiple District 356 through August 2025

|  | | Clubs | | | | | | | Membership | | | | | | | Member Strength | | Cancellation | | Reports | | | Finance | Leadership | | | |
|----------------------------------------------------------------------------------|-----------------------------------------------|--------------|---------------------|-------------|--------------------------------------------|-----------|-----------------|------------------------|---------------------------------|-------------------------------------|-----------------------------|---------|----------|------------------------------------------------|-------------------------------------------------|----------------------------|-------------------------------|--------------------------------------|----------------------------|-------------------------------------|------------------------------|----------------------|----------------------------------|----------------------------------|--------------------------------|----------------------------------|--------------------------------|
| District Name | Status/ Number of Months in Status * | Active Clubs | Clubs in Status Quo | Total Clubs | % Status Quo Clubs in Financial Suspension | New Clubs | Cancelled Clubs | YTD Net Club Gain/Loss | Current Members In Active Clubs | Current Members In Status Quo Clubs | Current Total Members Count | YTD Add | YTD Drop | YTD NetGrowth (includes Active and Status Quo) | YTD NetGrowth% (includes Active and Status Quo) | Member Count 12 Months Ago | Average Member Count Per Club | % of Clubs with less than 20 members | Average Cancelled Club Age | Members Lost Due to Cancelled Clubs | % of Clubs Reporting Service | % No MMR in 3 Months | % No Officer Report in 12 months | % of Clubs with balance 90+ days | Number of Zone Chairs Recorded | Number of Region Chairs Recorded | District Officers Vacancies ** |
| 356 A | | 115 | 0 | 115 | 0% | 0 | 0 | 0 | 4078 | 0 | 4078 | 310 | 78 | 232 | 6.03% | 4,379 | 35 | 9% | 0 | 0 | 0% | 6% | 100% | 29% | 0 | 0 | 2nd VDG, GLT, GST |
| 356 B | | 73 | 0 | 73 | 0% | 0 | 0 | 0 | 1540 | 0 | 1540 | 99 | 52 | 47 | 3.15% | 1,599 | 21 | 49% | 0 | 0 | 0% | 23% | 10% | 1% | 20 | 6 | 1st VDG, 2nd VDG, GLT, GST |
| 356 C | | 106 | 1 | 107 | 100% | 1 | 0 | 1 | 4215 | 0 | 4215 | 271 | 74 | 197 | 4.90% | 4,128 | 40 | 16% | 0 | 0 | 0% | 12% | 16% | 1% | 2 | 10 | GLT, GST |
| 356 D | | 102 | 0 | 102 | 0% | 0 | 2 | -2 | 3266 | 0 | 3266 | 158 | 78 | 80 | 2.51% | 3,463 | 32 | 19% | 7 | 0 | 0% | 16% | 1% | 1% | 24 | 9 | GLT, GST |
| 356 E | | 102 | 0 | 102 | 0% | 0 | 0 | 0 | 4443 | 0 | 4443 | 195 | 117 | 78 | 1.79% | 4,625 | 44 | 10% | 0 | 0 | 0% | 10% | 3% | 1% | 0 | 0 | GLT, GST |
| 356 F | | 88 | 0 | 88 | 0% | 0 | 1 | -1 | 2815 | 0 | 2815 | 82 | 68 | 14 | 0.50% | 2,917 | 32 | 23% | 43 | 0 | 0% | 10% | 2% | 6% | 0 | 0 | GLT, GST |
| | | 586 | 1 | 587 | 100% | 1 | 3 | -2 | 20357 | 0 | 20357 | 1115 | 467 | 648 | 3.29% | 21,111 | 35 | 19% | 19 | 0 | 0% | 12% | 25% | 7% | 46 | 25 | |

* - District Status: P - Provisional, T - Transitional.
** - District Officers Vacancies: DG - District Governor, 1st VDG - First Vice District Governor, 2nd VDG - Second Vice District Governor.